

13207A/23207A Accelerometer

±10 g to ±70 g
Accelerometers with
Wide Bandwidth to 10 kHz

Analog Accelerometer

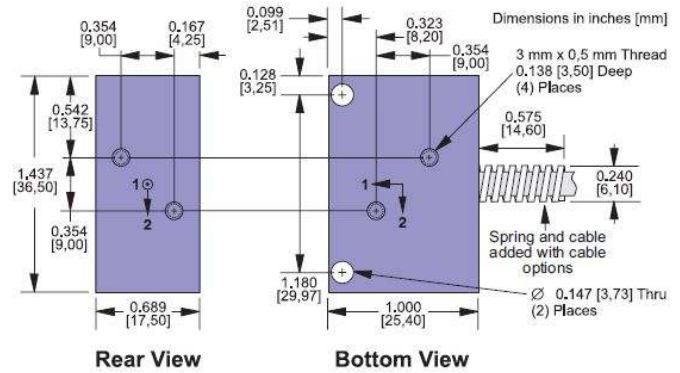
The Measurement Specialties 13207A (uniaxial) and 23207A (biaxial) analog accelerometers offer a frequency response from 0 to 10 kHz while accurately measuring ±10g, ±20g, ±30g, ±40g, ±50g, ±60g or ±70g accelerations on one or two axes. Their tough, compact housing holds potted electronics and their small size and built-in power regulation allow installation where other accelerometers can't. Choose the bandwidth and range options best suited for your application.

The voltage output of the 13207A and 23207A is directly proportional to the acceleration along the axis. Each DC-coupled output is fully scaled, referenced, and temperature compensated. Users are supplied with a calibration certificate listing sensitivity and offset for each sensor, as well as the on-axis and transverse alignment parameters needed to ensure rapid and efficient system implementation. Increased offset compensation can be obtained with Option C002.

The accelerometers have a nominal full scale output swing of ±2 Volts. The zero g output level is nominally +2.5 Volts. Custom versions can be provided.



dimensions



Two through holes and four 3 mm x 0.5 mm threaded holes are provided for mounting.

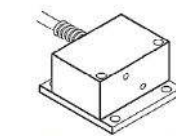
FEATURES

- Wide Bandwidth to 10 kHz
- High Accuracy and Linearity over Wide Temperature Range
- Rugged for Harsh Environments
- Small Size
- Built-in Power Supply Regulation
- Easy Installation
- Three Year Warranty

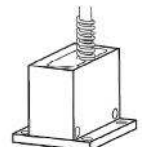
APPLICATIONS

- Vehicle dynamics
- Construction Equipment
- Research & Development
- Test & Measurement
- Military/Aerospace

Mounting adapters (sold separately)

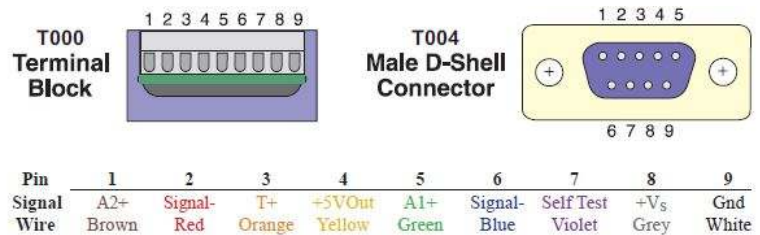


35173A Horizontal



35172A Vertical

connections



The information in this sheet has been carefully reviewed and is believed to be accurate; however, no responsibility is assumed for inaccuracies. Furthermore, this information does not convey to the purchaser of such devices any license under the patent rights to the manufacturer. Measurement Specialties, Inc. reserves the right to make changes without further notice to any product herein. Measurement Specialties, Inc. makes no warranty, representation or guarantee regarding the suitability of its product for any particular purpose, nor does Measurement Specialties, Inc. assume any liability arising out of the application or use of any product or circuit and specifically disclaims any and all liability, including without limitation consequential or incidental damages. Typical parameters can and do vary in different applications. All operating parameters must be validated for each customer application by customer's technical expert. Measurement Specialties, Inc. does not convey any license under its patent rights nor the rights of others.

13207A/23207A Accelerometer

performance specifications

$T_A = T_{min}$ to T_{max} ; $8.5 \leq V_S \leq 36$ V; Acceleration = 0 g unless otherwise noted; within one year of calibration. Improved specifications available upon request.

PARAMETERS	Min	Typical	Max	Units	Conditions/Notes
Range: Measurement Full Scale	±10		±70	g	On each axis. Must specify via Option Rnnn
Sensitivity					
At 25°C, Option R070		±29*		mV/g	Precise values on cal certificate
Drift Tmin to Tmax		±0.5		%	Percent of sensitivity at 25°C
Zero g Bias Level					
At 25 °C		2.500		V	Precise values on cal certificate
Drift to Tmin or Tmax, Option C001		±1.5		g	At <1.25°C/min. temperature rate of change
Drift to Tmin or Tmax, Option C002		±250		mg	At <1.25°C/min. temperature rate of change
Alignment					
Deviation from Ideal Axes		±1.0	±3.0	degrees	Precise values on cal certificate. Can be compensated if required
Transverse Sensitivity		±0.25		%	Inherent sensor error, excluding misalignment
Nonlinearity		±0.25		% FSR	Best fit straight line
Frequency Response	0		10	kHz	Upper cutoff per option Bnnn, -3 dB pt ±10%
Noise Density		4		mg/√Hz	
Self-Test Input Impedance	10			kΩ	Pullup. Logic "1" ≥3.5 V, Logic "0" ≤1.5 V; "0" causes self-test
Temperature Sensor					
Sensitivity		6.45		mV/°C	Accuracy ±1 °C over temperature
0°C Bias Level		509		mV	
Outputs					
Output Voltage Swing	0.25		4.75	V	$I_{out} = \pm 0.5$ mA
Capacitive Drive Capability	1000			pF	
Power Supply (V_S)					
Input Voltage Limits	-80		+80	V	-80 V continuous, >38 V if ≤550 ms, duty <1%
Input Voltage - Operating	+8.5		+36	V	Continuous
Input Current		15		mA	No load, quiescent
Rejection Ratio		>120		dB	DC
Temperature Range (T_A)	-40		+85	°C	
Mass		35		grams	Excludes cable; T000 values on cal certificate
Shock Survival	-4000		+4000	g	Any axis for 0.5 ms, powered or unpowered

*Scale linearly with range option Rnnn; see Ordering Information

ordering info

