

XFTC301 Miniature Load Cell



- 0-500 N to 0-10kN [0-100lbf to 0-2klbf]
- Tension and/or Compression
- High Stiffness
- For Static and Dynamic Applications
- Threaded Male Mechanical Fitting
- Strain Relief Spring

DESCRIPTION

The **XFTC301** series has been specifically developed to measure tension and compression in static and dynamic applications. The miniature size facilitates testing where space is at a premium.

The sensing element is fitted with a fully temperature compensated Wheatstone bridge equipped with high stability micro-machined silicon strain gages. The use of silicon strain gages optimizes the load cell's performance at low ranges and frequencies. A strain relief spring strengthens the cable output. With two threaded male studs, the **XFTC301** is easily installed in industrial or OEM applications.

With many years of experience as a designer and manufacturer of sensors, Measurement Specialties, Inc. often works with customers to design or customize sensors for specific uses and testing environments. To meet your needs we also offer complete turnkey systems. The matched components (sensor, power, amplifier and digital display) are formatted, calibrated and ready for immediate use.

FEATURES

- Very small size
- Aluminum and stainless steel version
- For static and dynamic applications
- Other threads in option

APPLICATIONS

- Micro mechanic equipment
- Robotics and effectors
- Laboratory
- Spring testing device

STANDARD RANGES

F.S. Ranges in N	500 - 1k	2k	5k – 10k
F.S. Ranges in lbf	100 - 200	400	1k – 2k
Stiffness in N/m	3×10^7	1×10^8	2×10^9 to 4×10^9
Stiffness in lbf/ft	2.10×10^6 to 4.1×10^6	6.9×10^6	1.4×10^8 to 2.7×10^8
Materials	Aluminum Alloy	Stainless Steel	

XFTC301 Miniature Load Cell

PERFORMANCE SPECIFICATIONS

All values are typical at temperature: 20±1° C

PARAMETERS	
Operating Temperature Range (OTR)	-40 to 120° C [-40 to 248° F]
Compensated Temperature Range (CTR)	0 to 60° C [32 to 140° F]
Zero Shift in CTR	<2% F.S. / 50° C [/100° F]
Sensitivity Shift in CTR	<2% of reading / 50° C [/100° F]
Range (F.S.)	0-500N to 0-10kN [0-100lbf to 0-2klbf]
Over-Range	
Without Damage	2 x F.S.
Without Destruction	3 x F.S.
Accuracy	
Linearity	≤±0.5% F.S.
Hysteresis	≤±0.5% F.S.

Electrical Characteristics

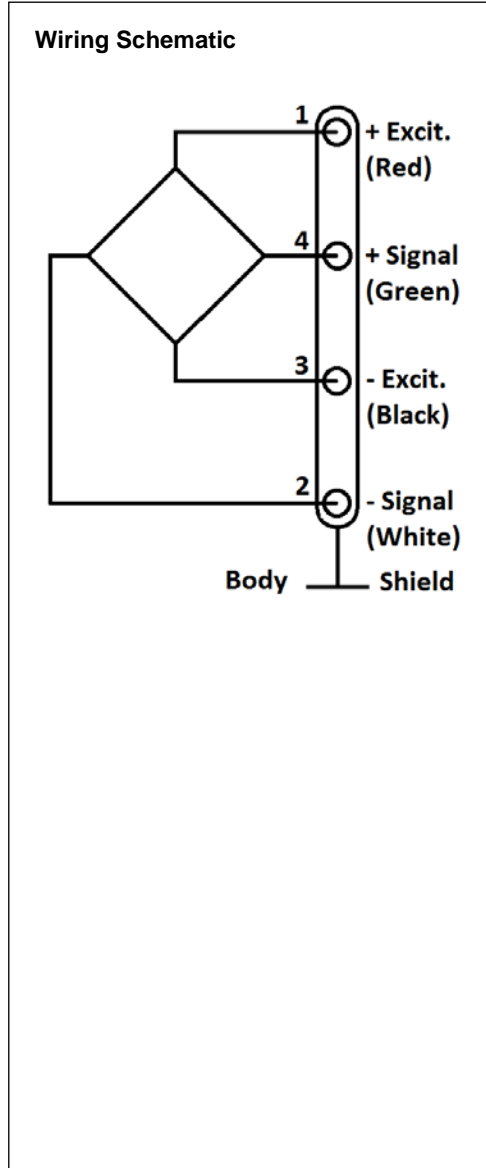
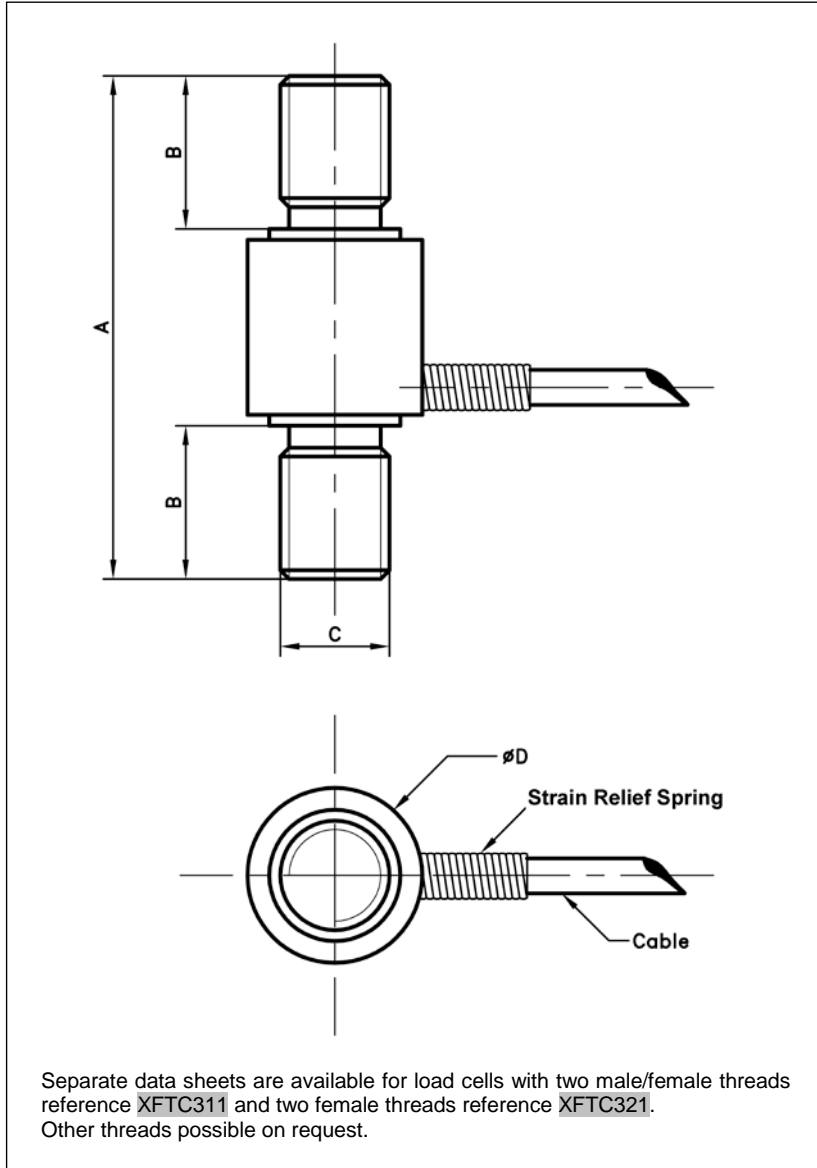
Model	XFTC301
Supply Voltage	10Vdc
F.S. Output	±100mV, ±50mV for 500N; 100lbf Model
Zero Offset	<±10mV
Input Impedance/Consumption	1000 to 3000Ω
Output Impedance	500 to 1000Ω
Insulation under 50Vdc	≥100MΩ

Notes

1. Shielded cable with 4 wires (AWG36/28), standard length 2m [6.5 ft] with strain relief spring
2. Material: Body in stainless steel or aluminum alloy depending on F.S., ; Two male threads M5 or [10-32 UNF], M10 or [3/8-24 UNF] depending on F.S. (metric thread is standard)
3. Protection Index: IP50 (other levels available on request)
4. CE conformance according to EN 61010-1, EN 50081-1, EN 50082-1

XFTC301 Miniature Load Cell

DIMENSIONS & WIRING SCHEMATIC (IN METRIC AND IMPERIAL)



Dimensions in mm [inch]

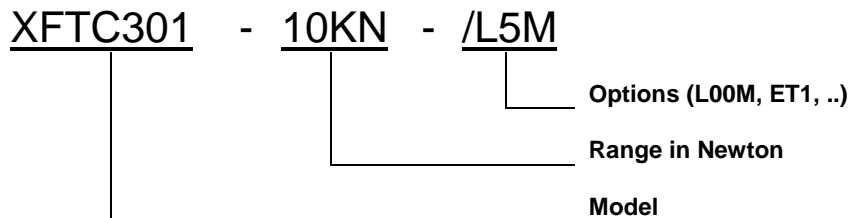
Full Scale Range in N [in lbf]	500 – 1000 [100 – 200]	2000 [400]	5000 – 10000 [1000 – 2000]
A	36 [1.42]		46 [1.81]
B	12.5 [0.49]		14 [0.55]
C (Thread)	M5		M10
Ø D	10 [0.39]		16 [0.63]
Material	Aluminum Alloy	Stainless Steel	
Stiffness in N/m	3×10^7	1×10^8	2×10^9 to 4×10^9
Stiffness in lbf/ft	2.1×10^6 to 4.1×10^6	6.9×10^6	1.4×10^8 to 2.7×10^8

XFTC301 Miniature Load Cell

OPTIONS

ET1	: CTR -20 to 100° C [-4 to 212° F]
ET2	: CTR -40 to 120° C [-40 to 248° F]
ET3	: CTR -40 to 150° C [-40 to 302° F] OTR=CTR
HA	: Accuracy (CNL&H) ±0.5% F.S.
L00M	: special cable length, replace "00" with total length in meters

ORDERING INFO



NORTH AMERICA

Measurement Specialties, Inc.
 Vibration Design Center
 32 Journey - Suite 150
 Aliso Viejo, CA 92656
 United States USA
 Tel: 1-949-716-0877
 Fax: 1-949-916-5677
t&m@meas-spec.com

EUROPE

Measurement Specialties
 (Europe), Ltd.
 26 Rue des Dames
 78340 Les Clayes-Sous-Bois,
 France
 Tel: +33 (0) 130 79 33 00
 Fax: +33 (0) 134 81 03 59
cs.lcsb@meas-spec.com

ASIA

Measurement Specialties
 (China), Ltd.
 No. 26 Langshan Road
 Shenzhen High-Tech Park (North)
 Nanshan District, Shenzhen
 518057
 China
 Tel: +86 755 3330 5088
 Fax: +86 755 3330 5099
pfg.cs.asia@meas-spec.com

The information in this sheet has been carefully reviewed and is believed to be accurate; however, no responsibility is assumed for inaccuracies. Furthermore, this information does not convey to the purchaser of such devices any license under the patent rights to the manufacturer. Measurement Specialties, Inc. reserves the right to make changes without further notice to any product herein. Measurement Specialties, Inc. makes no warranty, representation or guarantee regarding the suitability of its product for any particular purpose, nor does Measurement Specialties, Inc. assume any liability arising out of the application or use of any product or circuit and specifically disclaims any and all liability, including without limitation consequential or incidental damages. Typical parameters can and do vary in different applications. All operating parameters must be validated for each customer application by customer's technical experts. Measurement Specialties, Inc. does not convey any license under its patent rights nor the rights of others.