


Model EGAS3 Triaxial Accelerometer



Miniature Design, Stud Mount
DC Response, Critically Damped
10,000 g Over-range Stops
Broad Temperature Range



The Model EGAS3 is a miniature, critically damped triaxial accelerometer available in ranges from $\pm 5g$ through $\pm 2500g$. This rugged unit weighs less than 8 grams (without leads) and has an over-range limit of 10,000g's. Operating from nominal 15Vdc excitation, the model EGAS3 features a $\frac{1}{2}$ active bridge that is suitable for shunt calibration. With an operating temperature range of -40°C to $+120^{\circ}\text{C}$, the EGAS3 is the unit of choice for measurement professionals in the automotive, military, aerospace and transportation industries.

FEATURES

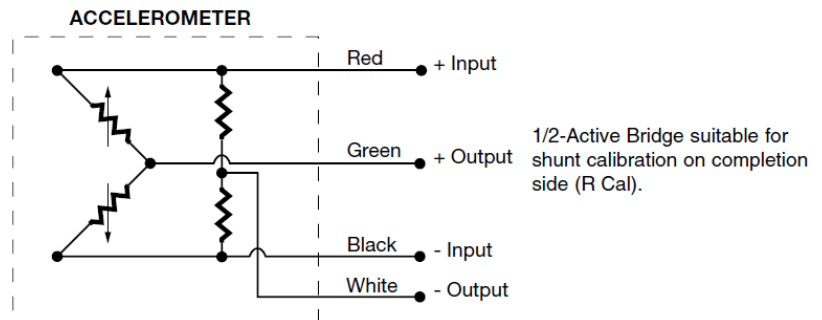
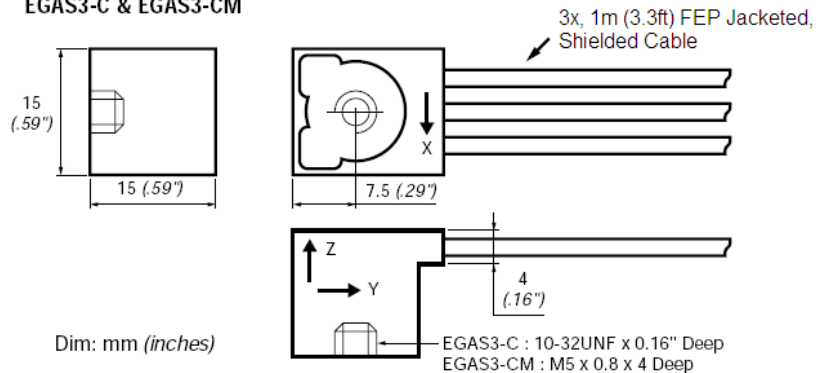
- Small Size, Stud Mount
- 2-15Vdc Excitation Voltage
- Static and Dynamic Measurement
- Frequency Response through 3500 Hz
- 2% Transverse Sensitivity
- Damping Ratio 0.7
- Internal Temperature Compensation

APPLICATIONS

- Sports and Recreation
- Modeling and Entertainment
- Biodynamics
- Automotive Testing
- Laboratory Usage

dimensions

EGAS3-C & EGAS3-CM



Model EGAS3 Triaxial Accelerometer

performance specifications

All values are typical at +24°C, 100Hz and 15Vdc excitation unless otherwise stated. Measurement Specialties reserves the right to update and change these specifications without notice. Standard product parameters are described in PSC-1004 for Plug & Play DC Accelerometers.

Parameters										Notes
DYNAMIC										
Range (g)	±5	±10	±25	±50	±100	±250	±500	±1000	±2500	
Sensitivity (mV/g)	20	10	4	2	1	0.4	0.2	0.1	0.04	
Frequency Response min. (Hz)	0-80	0-120	0-240	0-350	0-500	0-750	0-1000	0-1500	0-2000	±1/2dB
Frequency Response nom. (Hz)	0-150	0-200	0-400	0-600	0-900	0-1300	0-1750	0-2500	0-3500	±1/2dB
Natural Frequency (Hz)	300	400	800	1200	1800	2600	3500	5000	7000	
Non-Linearity (%FSO)	±1	±1	±1	±1	±1	±1	±1	±1	±1	
Transverse Sensitivity (%)	<2	<2	<2	<2	<2	<2	<2	<2	<2	
Damping Ratio	0.7	0.7	0.7	0.7	0.7	0.7	0.7	0.7	0.7	Nominal
Shock Limit (g)	500	1000	2000	5000	10000	10000	10000	10000	10000	
ELECTRICAL										
Zero Acceleration Output (mV)	±15									Differential
Excitation Voltage (Vdc)	15 (can be used from 2 to 15Vdc but lower excitation voltage will decrease sensitivity accordingly)									
Input Resistance (Ω)	1300									Nominal
Output Resistance (Ω)	1500									Nominal
Insulation Resistance (MΩ)	>100									@50Vdc
Ground Isolation	Isolated from Mounting Surface									
ENVIRONMENTAL										
Thermal Zero Shift	±1.0mV / 50°C (±1.0mV / 100°F)									
Thermal Sensitivity Shift	±2.5% / 50°C (±2.5% / 100°F)									
Operating Temperature	-40 to +120°C (-40 to +250°F)									
Compensated Temperature	+20 to +80°C (+70 to +170°F), contact factory for other temperature compensation options									
Storage Temperature	-40 to +120°C (-40 to +250°F)									
Humidity	Epoxy Sealed									
PHYSICAL										
Case Material	Anodized Aluminum									
Cable	#34 AWG Conductors PTFE Insulated, Braided Shield, FEP Jacket									
Weight	8 grams									
Mounting	Stud Mount									
Wiring color code:	+Excitation = Red; -Excitation = Black; +Output = Green; -Output = White									
Calibration supplied:	CS-FREQ-0100	NIST Traceable Amplitude Calibration from 20Hz to ±1/2dB Frequency Response Limit								
Optional accessories:	121	3-Channel Precision Low Noise DC Amplifier								
	140	Auto-zero Inline Amplifier								

The information in this sheet has been carefully reviewed and is believed to be accurate; however, no responsibility is assumed for inaccuracies. Furthermore, this information does not convey to the purchaser of such devices any license under the patent rights to the manufacturer. Measurement Specialties, Inc. reserves the right to make changes without further notice to any product herein. Measurement Specialties, Inc. makes no warranty, representation or guarantee regarding the suitability of its product for any particular purpose, nor does Measurement Specialties, Inc. assume any liability arising out of the application or use of any product or circuit and specifically disclaims any and all liability, including without limitation consequential or incidental damages. Typical parameters can and do vary in different applications. All operating parameters must be validated for each customer application by customer's technical experts. Measurement Specialties, Inc. does not convey any license under its patent rights nor the rights of others.

ordering info

EGAS3 – C – 10/50/50 – /Z1/L2M/C

| | | Options, otherwise leave blank
 | | Range (X/Y/Z axes)
 | Housing (-C, -CM)

Compensated Temp Ranges:

Standard = +20 to +80°C (+70 to +170°F)
 Z1 = -20 to +40°C (0 to +100°F)
 Z2 = 0 to +60°C (+32 to +140°F)
 Z4 = +40 to +90°C (+100 to +200°F)
 Z* = Non standard, contact factory

Excitation Voltage:

Standard = 15Vdc
 V* = Non standard, contact factory

Special Cable Length:

L00F = Replace "00" with length in feet
 L00M = Replace "00" with length in meter

Connector Wired to Cable:

C = Microtech type male or equivalent
 R = RJ Telephone Male, for EGAS & -F
 RS = RJ Telephone Male, for -FS & -FT

Example: EGAS3-C-10-/L2M

Model EGAS3, C Housing Configuration (#10-32 Thread), 10g Range All Axes, 2 Meter Cable Length